

Kindergarten → First Grade
Summer Break
Packet



Student's Name: _____


Parent's Signature: _____

Summer Learning

Here are some things that you can do this summer to help prevent summer slide. These are just optional ideas; they are not mandatory. This summer review packet will need to be completed and turned in to Mrs. Fitzgerald at the beginning of First Grade. Here are some other activities that you can complete 😊

- Practice letter sounds using the alphabet book your child created, which was sent home with them on the last day.
- Practice sight words with the sight word list that is included in this packet. Your child should know all Preprimer and Primer sight words going into First Grade. If they do not, please practice, and they do keep reviewing, because if they do not practice, they will forget them.
- Flashcards - addition and subtraction to 10.
- Journal writing - give your child a prompt and have them write 3 sentences answering the prompt. Using correct capitalization and punctuation.
- Join your local library's summer reading program
- Listen to your child read every day
- Take a nature walk
- Scavenger Hunts
- Purchase a Summer Simple Solutions or Bridge Book to work on over the summer




My
summer
workbook



On My Way to 1st Grade!

June Reading Log



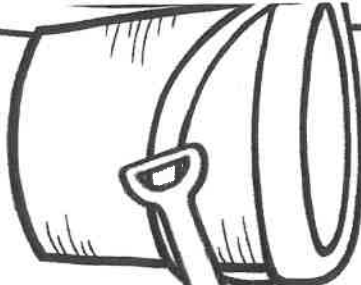
Color in a shell for every 20 minutes you read per day. Can you build a sand castle?



600 minutes!

On My Way to 1st Grade! July Reading Log

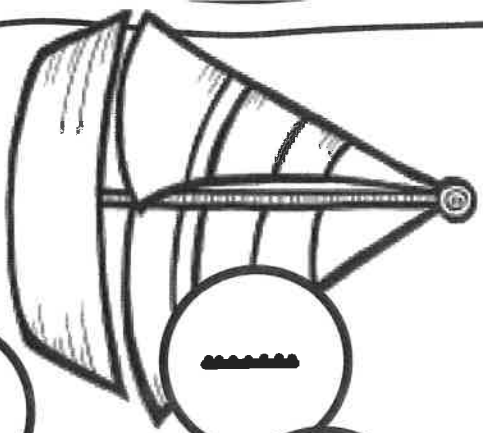
Color in a shovel for every 20 minutes you read per day. Can you build a sand castle?



On My Way to 1st Grade!

August Reading Log

Color in a bubble for every 20 minutes you read per day. Can you get the boat to the water?



- 1
- 2
- 3
- 4
- 5
- 6
- 7
- 8
- 9
- 10
- 11

- 19
- 18
- 17
- 16
- 15
- 14
- 13
- 12

- 22
- 21
- 20
- 19
- 18
- 17
- 16
- 15
- 14
- 13
- 12

- 23

- 24
- 25
- 26
- 27
- 28
- 29
- 30
- 31

Finish

620 minutes!

Dolch Sight Word Lists (Pre-Primer – 3rd Grades)


Pre-Primer	Primer	First Grade	Second Grade	Third Grade					
a	look	all	out	after	let	always	or	about	laugh
and	make	am	please	again	live	around	pull	better	light
away	me	are	pretty	an	may	because	read	bring	long
big	my	at	ran	any	of	been	right	carry	much
blue	not	ate	ride	as	old	before	sing	clean	myself
can	one	be	saw	ask	once	best	sit	cut	never
come	play	black	say	by	open	both	sleep	done	only
down	red	brown	she	could	over	buy	tell	draw	own
find	run	but	so	every	put	call	their	drink	pick
for	said	came	soon	fly	round	cold	these	eight	seven
funny	see	did	that	from	some	does	those	fall	shall
go	the	do	there	give	stop	don't	upon	far	show
help	three	eat	they	going	take	fast	us	full	six
here	to	four	this	had	thank	first	use	got	small
I	two	get	too	has	them	five	very	grow	start
in	up	good	under	her	then	found	wash	hold	ten
is	we	have	want	him	think	gave	which	hot	today
it	where	he	was	his	walk	goes	why	hurt	together
jump	yellow	into	well	how	were	green	wish	if	try
little	you	like	went	just	when	its	work	keep	warm
		must	what	know		made	would	kind	
		new	white			many	write		
		no	who			off	your		
		now	will						
		on	with						
		our	yes						

Name: _____

Read the story, then select and write the correct answer.

The Bug

I see a bug. The bug is in the mud. It can hop and run. I get a big cup. The bug is in the cup!



The bug is in the

_____.

log

mud

It can hop and _____.

run

nap

The bug is in the _____.

cup

nap

Name: _____

Read the story, then select and write the correct answer.

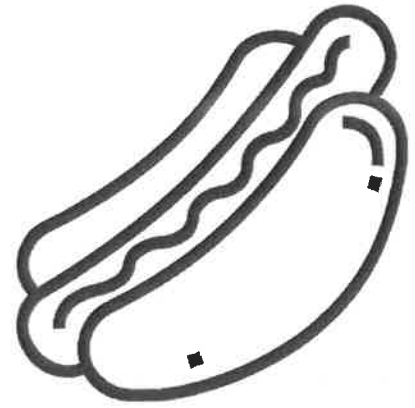
The Hot Dog

The hot dog is on the grill.

It gets hot and puffs up.

Chad runs to get the thin bun.

He shuts the grill and puts the hot dog
in the bun.



The hot dog is on the

_____.

grill

grass

Chad runs to get the

_____ bun.

big

thin

He _____ the grill.

shuts

gets

Name _____

Reading Comprehension

Read the short passage and answer the questions.

A Hot Summer Day

Don is playing outside. He is hot. Don needs a drink. He will drink water.



1. Who is playing outside?

- Tom
- Don

2. What does he need?


- a toy
- a drink

3. What will he drink?

- ice
- water

Name: _____

Date: _____



I Can Read!

Direction: Read the sentence and color the correct picture.

1. The dog is in the dog house.




2. The cat is under the table.



3. The girl is behind the chair.



4. The bug is in the jar.



Name _____

Lesson 30
READER'S NOTEBOOK
Miss Bindergarten Celebrates the
Last Day of Kindergarten
Phonics: Words with Short Vowels

Words with Short Vowels



1.




yak lip

2.



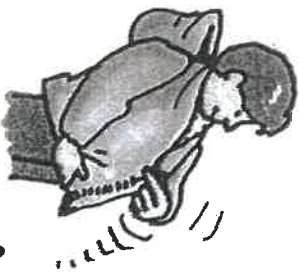
vet web

3.



rig rug

4.



zap zip

Directions Remind children to write their names. Tell children to look at the first picture. Then have them read the words and circle the one that matches the picture. Repeat with the rest of the pictures and words.

Have children say the words that match each picture and name the vowel sound. Then have them think of words that rhyme with each circled word.

Digraphs Wh, Sh, Ch And Th

Digraphs are a combination of letters that when you put them together make one sound. For example wh, sh, ch and th.

Say the word in the pink box. Cross out the words in the blue box that don't have the same digraph sound.



wheel

~~clown~~

whistle

~~hat~~



shelf

spin

dog

wish



cheese

hand

sun

chair



thumb

pie

flute

thorn




sheep

bone

ship

kite



whale

nose

cook

where



chicken

chalk

book

bag



that

mat

up

thanks



shadow

beet

shower

doll



change

pig

hike


cherry

Silly Story Starter

Name: _____

Date: _____

Look at the picture below. Write a story about this picture.
What happened?



What is this bear doing?



Write a story below:

A large rectangular box with rounded corners, containing five horizontal lines for writing a story.

Note: More worksheets at www.education.com/worksheets

Going Swimming

A period (.) is at the end of a sentence that makes a statement.

A question mark (?) is at the end of a sentence that asks a question.

Read each sentence and write the correct punctuation mark at the end.

1. I am going swimming_____
2. Would you like to come with me_____
3. We will swim at the community pool_____
4. I am a good swimmer_____
5. Do you know how to dive_____
6. Will you teach me how to dive_____



Punctuation Practice

Fill in the bubble for the punctuation mark that is required for each sentence.

- | | |
|--|---|
| <p>1. The beach is just down the road</p> <p style="text-align: center;">. ? ! , none</p> <p style="text-align: center;"><input type="radio"/> <input type="radio"/> <input type="radio"/> <input type="radio"/> <input type="radio"/></p> | <p>2. Our field trip was lots of fun</p> <p style="text-align: center;">. ? ! , none</p> <p style="text-align: center;"><input type="radio"/> <input type="radio"/> <input type="radio"/> <input type="radio"/> <input type="radio"/></p> |
| <p>3. Her new dress was red, yellow and green.</p> <p style="text-align: center;">. ? ! , none</p> <p style="text-align: center;"><input type="radio"/> <input type="radio"/> <input type="radio"/> <input type="radio"/> <input type="radio"/></p> | <p>4. When did you ride your bicycle to school?</p> <p style="text-align: center;">. ? ! , none</p> <p style="text-align: center;"><input type="radio"/> <input type="radio"/> <input type="radio"/> <input type="radio"/> <input type="radio"/></p> |
| <p>5. Do you live in Arizona or California</p> <p style="text-align: center;">. ? ! , none</p> <p style="text-align: center;"><input type="radio"/> <input type="radio"/> <input type="radio"/> <input type="radio"/> <input type="radio"/></p> | <p>6. Joe is a talented musician</p> <p style="text-align: center;">. ? ! , none</p> <p style="text-align: center;"><input type="radio"/> <input type="radio"/> <input type="radio"/> <input type="radio"/> <input type="radio"/></p> |
| <p>7. Winters in the mountains can be very cold</p> <p style="text-align: center;">. ? ! , none</p> <p style="text-align: center;"><input type="radio"/> <input type="radio"/> <input type="radio"/> <input type="radio"/> <input type="radio"/></p> | <p>8. We have art class on Monday Wednesday, and Friday.</p> <p style="text-align: center;">. ? ! , none</p> <p style="text-align: center;"><input type="radio"/> <input type="radio"/> <input type="radio"/> <input type="radio"/> <input type="radio"/></p> |
| <p>9. I love to fly kites</p> <p style="text-align: center;">. ? ! , none</p> <p style="text-align: center;"><input type="radio"/> <input type="radio"/> <input type="radio"/> <input type="radio"/> <input type="radio"/></p> | <p>10. "Out!" roared the umpire</p> <p style="text-align: center;">. ? ! , none</p> <p style="text-align: center;"><input type="radio"/> <input type="radio"/> <input type="radio"/> <input type="radio"/> <input type="radio"/></p> |

Add the proper punctuation to each of the following sentences.

1. We will need soap, vinegar sand and, food coloring to complete our project
2. The puppy likes to play in the water
3. Is it supposed to rain this weekend

Using I or Me

Read each sentence. Write the word that completes each sentence.

1. _____
.....
_____ have a pet turtle.

Me I



2. Hand _____
.....
me the hammer.

I me

3. Mom and _____
.....
washed the windows.

me I

4. My friend gave _____
.....
a present.

I me

5. Would you like to come with _____
.....
_____ ?

me I

6. _____
.....
_____ had fun at the zoo.

I Me



Sentence Practice

Name: _____

Date: _____

Did you know that there are three major kinds of sentences?

Declarative: a sentence that makes a statement.

Exclamatory: a sentence that expresses a strong feeling.

Interrogative: a sentence that asks a question.

Use the pictures on each line to help you write a declarative, exclamatory, or interrogative sentence. Don't forget to punctuate!

Write a declarative sentence.



Dogs like to play.



Write an exclamatory sentence.



Write an interrogative sentence.



Write a declarative sentence.



Write an exclamatory sentence.



Write an interrogative sentence.

Matching Synonyms

Kindergarten Synonyms Worksheet

Synonyms are words that mean the same thing. Write each word in the cloud next to its synonym.

big	
-----	--

throw	
-------	--

quick	
-------	--

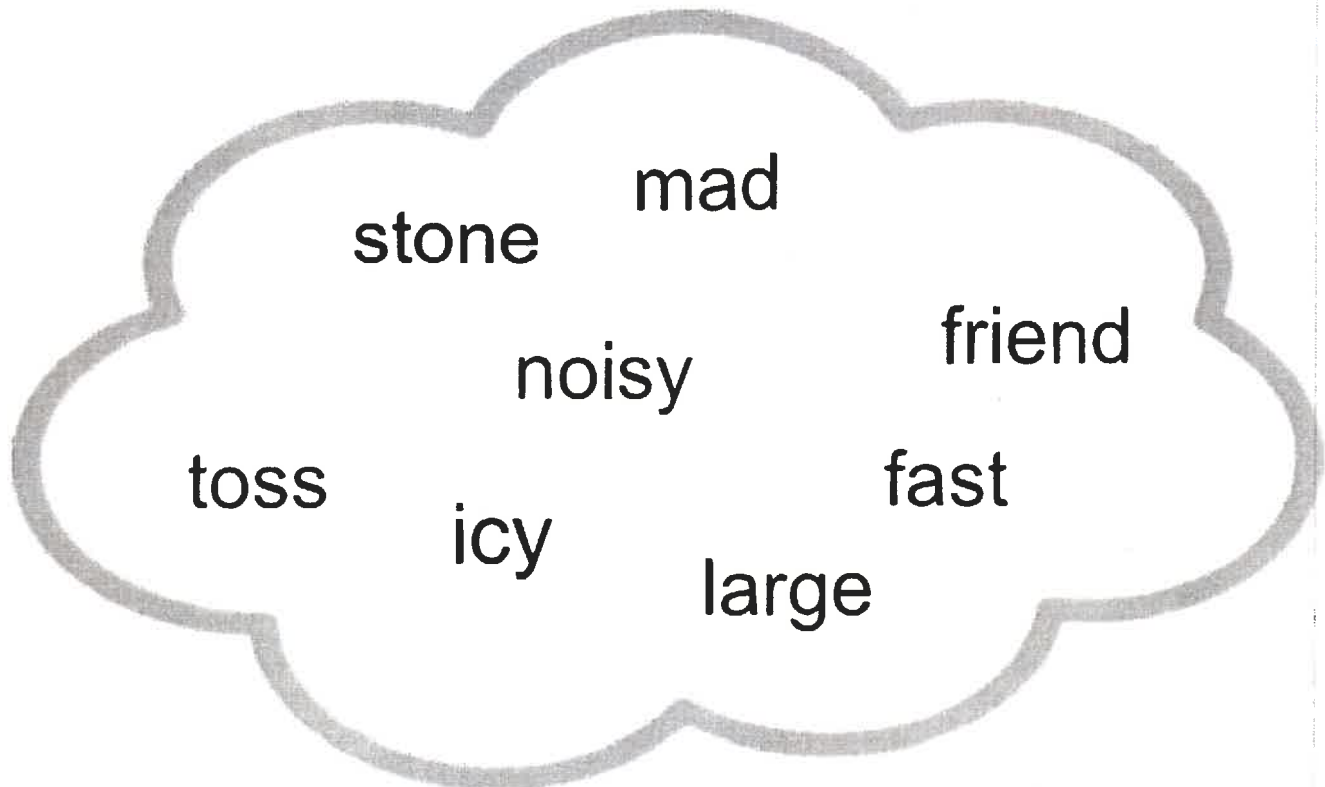
angry	
-------	--

buddy	
-------	--

cold	
------	--


loud	
------	--

rock	
------	--















NAME: _____

Let's Count




Count how dots are on the bugs. Write the number in the circle.

NAME: _____

Ten frame



Color each ten frame by the number on the top.

5

2

6

7

1

4

Name _____

Related Addition and Subtraction Equations



$$\begin{array}{r} 3 \\ + 3 \\ \hline \end{array} = \begin{array}{r} 8 \\ - 2 \\ \hline \end{array}$$




$$\begin{array}{r} \\ - 2 \\ \hline \end{array} = \begin{array}{r} \\ + \\ \hline \end{array}$$



$$\begin{array}{r} \\ + \\ \hline \end{array} = \begin{array}{r} \\ - \\ \hline \end{array}$$

DIRECTIONS Look at the cube trains. 1. Trace to complete the equation.
2-3. Trace and write to complete the equation.



5



6



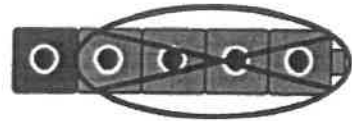
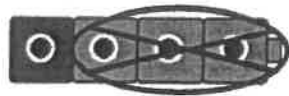
DIRECTIONS 4-6. Look at the cube trains. Trace and write to complete the equation.





HOME ACTIVITY • Say an addition fact with a sum of 5. Then ask your child to say a subtraction fact with a difference of 5.

Name _____

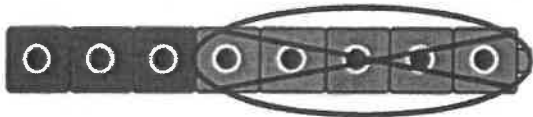
Related Subtraction Equations



$$4 - 3 = 5 - 4$$



$$\underline{\quad} - \underline{\quad} = \underline{\quad} - \underline{\quad}$$



$$\underline{\quad} - \underline{\quad} = \underline{\quad} - \underline{\quad}$$

DIRECTIONS Look at the cube trains. 1. Trace to complete the equation.
2-3. Trace and write to complete the equation.

4



_____	_____	_____	_____
-----	-----	-----	-----
_____	_____	_____	_____

5



_____	_____	_____	_____
-----	-----	-----	-----
_____	_____	_____	_____

6



_____	_____	_____	_____
-----	-----	-----	-----
_____	_____	_____	_____

DIRECTIONS 4-6. Look at the cube trains. Trace and write to complete the equation.





HOME ACTIVITY • Say a subtraction fact with a difference of 2. Have your child say another subtraction fact with a difference of 2.

Name _____

Subtract to Compare

1



more



2



more



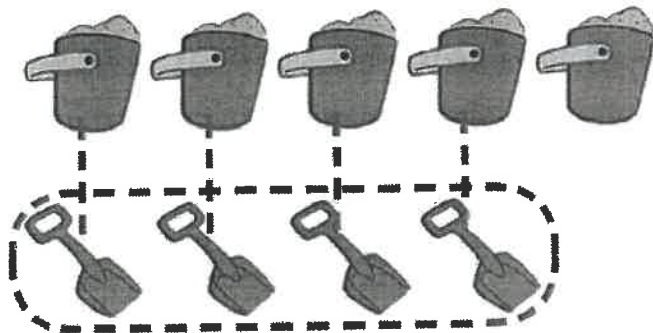
3




more



DIRECTIONS 1. Trace the lines to match the objects in the top row to the objects in the bottom row. Compare the sets. Trace the circle that shows the set with more objects. Trace the number. 2-3. Draw lines to match the objects in the top row to the objects in the bottom row. Compare the sets. Circle the set that has more objects. Write how many more.



5



6



DIRECTIONS 4. Trace the lines to match the objects in the top row to the objects in the bottom row. Compare the sets. Trace the circle that shows the set with fewer objects. Trace the number. 5-6. Draw lines to match the objects in the top row to the objects in the bottom row. Compare the sets. Circle the set that has fewer objects. Write how many fewer.



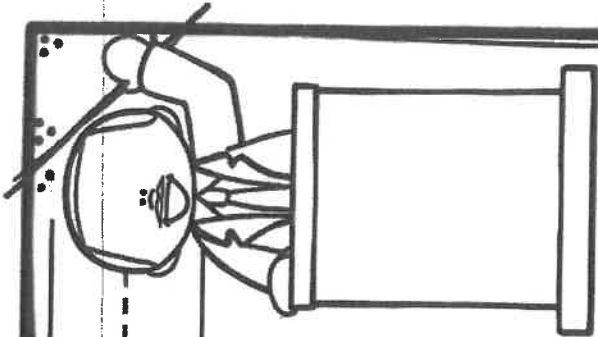
HOME ACTIVITY • Show your child a row of seven pennies and a row of three nickels. Have your child compare the sets, identify which has fewer coins, and tell how many fewer. Repeat with other sets of coins up to ten.

Name _____

What is a leader?


A leader is
someone who

This is a leader.



Name _____

Community Helpers



They help the
community by



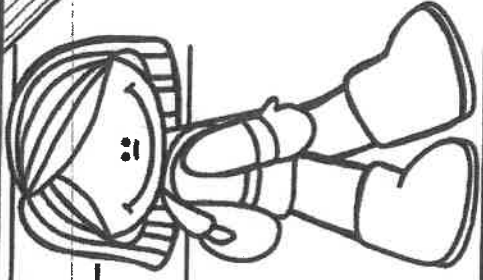
This is a



Name _____

Safety Rules

I can be safe in school by _____




A large empty rectangular box with a double-line border, intended for drawing or writing.

Name _____

One Important Rule

Write one important rule to follow at home.





Name: _____

**Maps can show you where you are—
in your bedroom, in your house . . .**

Make a map of . . .

Your Bedroom

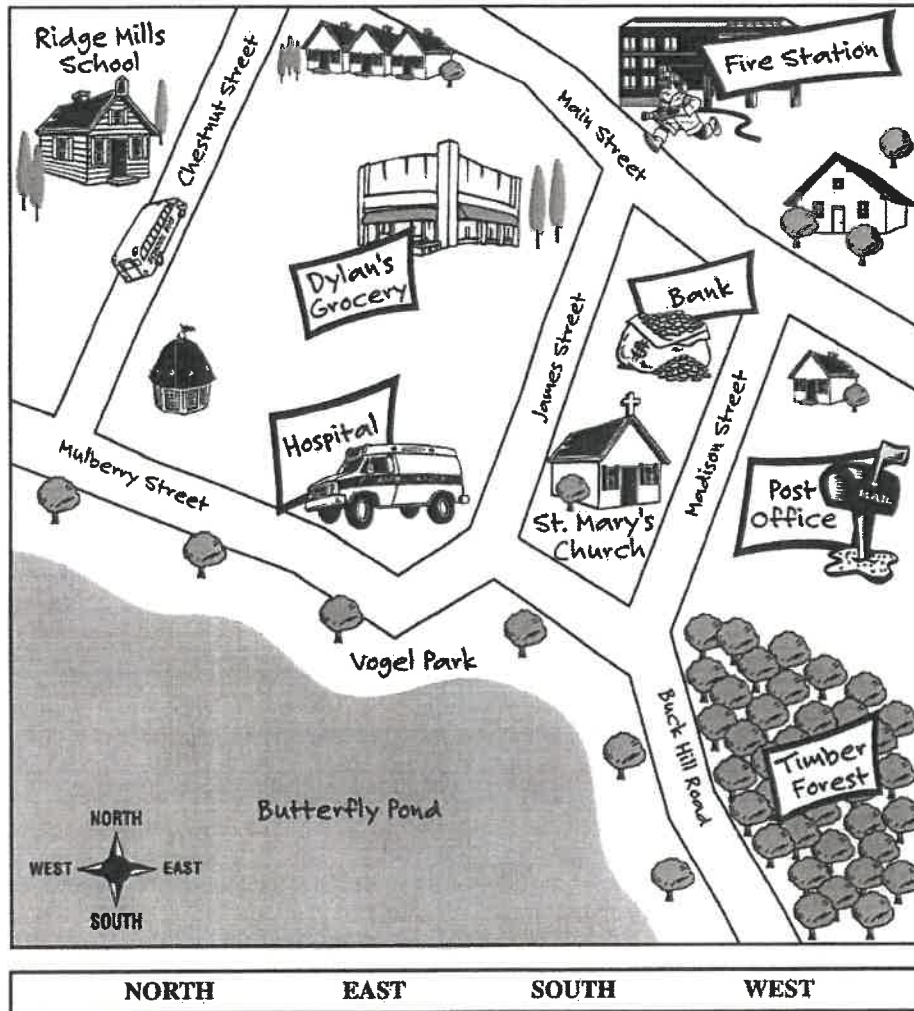
Your House

See the City: The Journey of Manhattan Unfurled by Matteo Pericoli
is available at your library or bookstore.

Teachers: Reproduce to use in your classroom.

Name: _____

Using the word box, fill in the correct words to make the statements true based on the map above.



The park is _____ of the bank.

The post office is _____ of the hospital.

The fire station is _____ of the church.


The school is _____ of the grocery store.

See the City: The Journey of *Manhattan Unfurled* by Matteo Pericoli is available at your library or bookstore.


Teachers: Reproduce to use in your classroom.

Name _____

LIVING




NON-LIVING



Name _____

What Does A Plant Need to Live?



Draw a picture of a plant.

1. _____

2. _____

3. _____

4. _____

Name _____

PLANTS



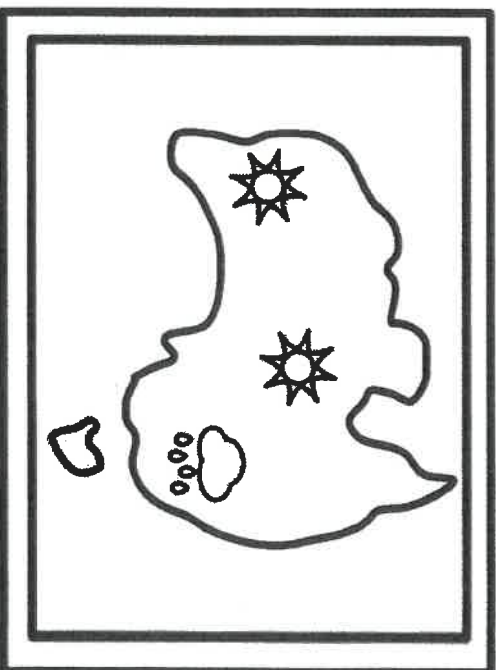

Write one **FACT** about plants.

A large empty rectangular box with a solid border, intended for writing a fact about plants.

Name _____

MY WEATHER REPORT

What is the weather today?



Date _____